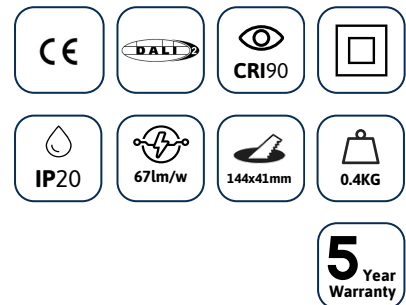




EDGE LIGHTING

PIXEL T5

Our Pixel downlight range is specially tooled for superior glare control, ideal for premium workspaces and suites. 5-cell with trim is the compact linear version.

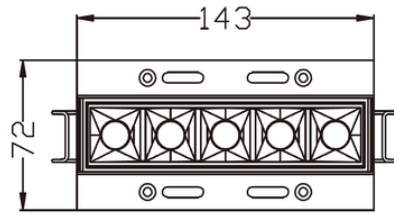



TECHNICAL INFORMATION

Installation	Recessed (R)
Body Colour	White (W) or Black (B)
Dimensions	143mm x 72mm x 49mm
Lumen Output	700lm (10W)
Colour Temperature	3000K or 4000K
Colour Rendering Index	CRI90
Optical Distribution	Pinspot Beam (PS)
Ingress Protection	IP20
Controls	Fixed Output (FO), DALI (DD), Q-Sense (QS) or Casambi (CS)
Emergency	3 Hour Emergency (EM3) or DALI Emergency (EMD)
Accessories	-

DIMENSIONS

49




Cut-out



144mm x 41mm

PRODUCT SHOWCASE



PRODUCT CODE

PXT5/R/W/100LM/4000K/90/PS/20/DD

Pixel T5, recessed, white finish, 100 lumens, 4000K, CRI90, pinspot beam, IP20 rated, DALI dimming

SPECIFICATIONS MAY BE ALTERED WITHOUT ADVANCE NOTICE.



Contact us for more information

020 8687 0190

sales@edgelighting.co.uk



EDGE
LIGHTING

EDGELIGHTING.CO.UK